

CentriKid camps

GROUP LEADER *Information*

Welcome to CentriKid! We are excited that you have decided to join us for camp this summer! This year's group leader information that you are looking at now is new and improved... the best set of information that we've been able to provide for you thus far! We've added a plan for following up with kids after camp, a parent packet to help them specifically pray for their kids, and an index to help you find what you are looking for. We can't wait to see you this summer! Email us with any questions!

DAILY SCHEDULE

The after dinner schedule for Day 2-4 looks different than in the past. After dinner, church groups will enter the auditorium for the party. After the party, will be worship and church group time after a short break for the staff to reset the stage. (This is what Day 4 looked like last summer).

6th GRADE HANG OUT

This was a hit in 2011, and we are ramping it up to be even more of a big deal this summer!

CAMP MUSIC

We have worked hard to produce newly-arranged worship songs just for camp this summer. The songs will be available before camp.

PARENT CARE PACKAGE

We are so excited to provide this for parents to send to their kids during the week of camp. Parents can now send a note with you to camp and provide a package of camp gear for their child! It's like getting mail... but BETTER!

INDEX

The last page of this document will help you find those things you read and then couldn't find again...

FOLLOW-UP *for* CAMPERS

In this document, you'll find a plan for following up with campers who attended camp. It's a small time investment for a huge impact in the lives of kids! We borrowed this document from VBS, and wanted to give it to you guys to use!

TABLE *of* CONTENTS

4

LOCATION SPECIFICS

Everything you need to know about where you are going to camp.

6

YOUR TO-DO LIST

These pages will walk you through what you need to do to get ready for camp.

8

YOUR TO-KNOW LIST

You'll find our camp policies, information about the Team Assistant Program, and the daily schedule here.

18

PARENT INFORMATION

We want to help you get prepared for your parent meetings. You'll also find our parent packet here!

24

FOLLOWING UP WITH CAMPERS

For the first time, we've provided a plan for following up with kids when you get home from camp.

26

INDEX

Remember reading something in this set of information, but can't seem to find it? Look it up here.

LOTS OF FORMS YOU NEED

Forms you need to bring with you to camp... including the release form for every participant, the statement of compliance (you only need to bring one of these), and more.

THINGS^{to} REMEMBER

CAMP NURSE

Having a camp nurse at camp in 2011 was a huge success! We are going to continue the program and need one certified RN or doctor for each week of camp. Their spot is free. Email jen.hall@lifeway.com if you are interested in bringing a camp nurse with you to camp!

PRE-ORDERS//CAMP STORE

This year, we are offering the Camper Care Package for parents to order for their campers for \$30. You will indicate how many you need to order on your participant list for camp and will receive them the first day of camp. We will not do pre-orders for camp store items this summer, but you are welcome to pick up items for your whole group at any point during the camp week! There's more information about Camper Care Packages in the following information.

THE BLOG

Keep up with what is going on with CentriKid. Get more tips for what to do before arriving at camp and what to expect while you are here.

OMC COLORS

Don't forget that each camper will be on a color team based upon what grade they just completed.

If they finished **3rd**, they will be on the **yellow** team.

If they finished **4th**, they will be on the **green** team.

If they finished **5th**, they will be on the **blue** team.

If they finished **6th**, they will be on the **red** team.

Adults will be on the **orange** team.

They will want to have a shirt that is this color for OMC! They can purchase an OMC shirt in the store if they would like or can bring one from home.

camp specifics

MILLSAPS COLLEGE

CONTACT INFO

Director: Mary Carlisle
Assistant Director: Kathryn McCutcheon
Camp Cell: 615.657.9253
Camp Email: centrikid3@gmail.com
(You will send your participant list to this email address at least 2 weeks before camp starts.)

If you haven't heard from us 5 days before camp...or if we've been playing phone tag... please email us at **centrikid3@gmail.com**

HOUSING

Suite style (2/room) with bath Between the rooms or dorm style (2/room) with a bath on hall. **There is one building that will be 3/room.**

Linens are NOT provided.

Housing is not determined until each church's gender break-down is received.

Two weeks prior to camp, your Director or Assistant Director will call you with last minute details and to answer any questions.

prior to camp

Your director or assistant director will email you your **housing specifics.**

LETTERS FROM HOME

ATTN: Centrikid Camps
Camper / Church name
1701 N State St
Jackson, MS 39210

Make sure you send all mail by the second day of camp so that it gets to camp before your camper leaves!

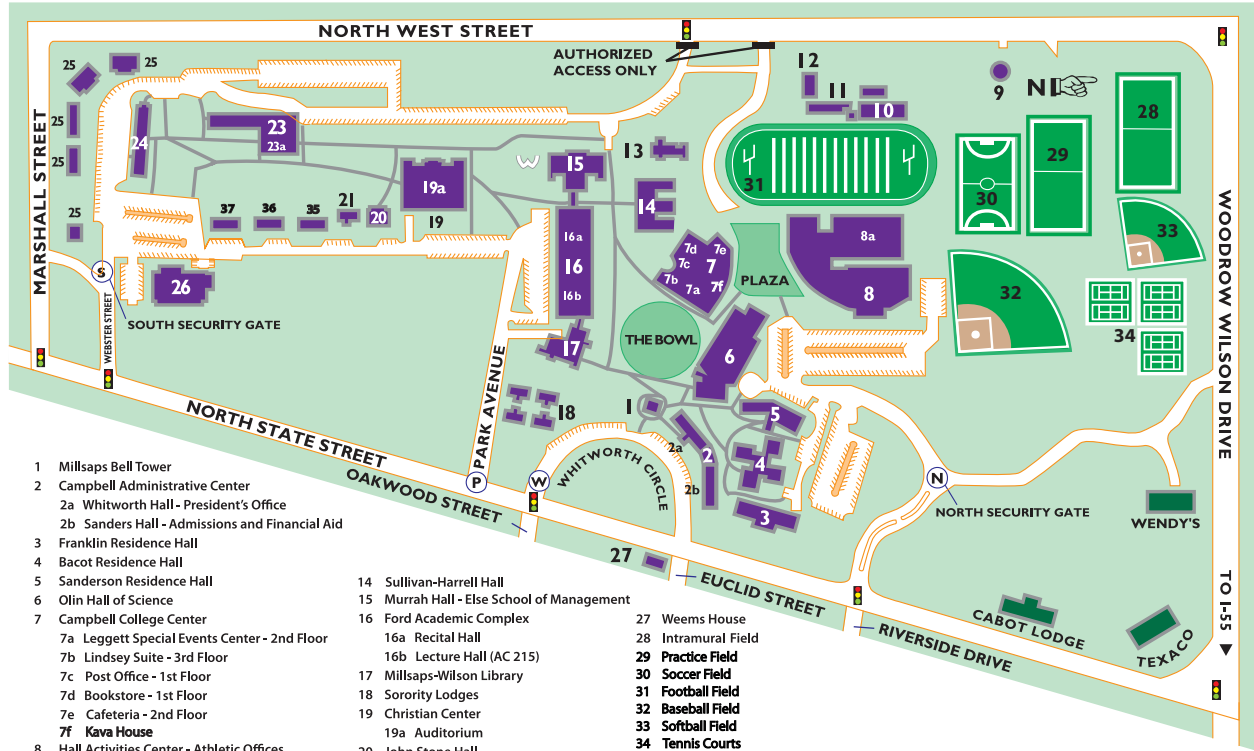
CAMPUS INFORMATION

Website: <http://www.millsaps.edu>
Time Zone: Central
If keys are lost during the week, the cost is \$25 per key and \$25 per swipe card.

check the weather

before you come... and pack accordingly! Click here:
<http://wxch.nl/vVBEK5>

Millsaps College Campus Map



- | | | |
|--|--|---------------------|
| 1 Millsaps Bell Tower | 14 Sullivan-Harrell Hall | 27 Weems House |
| 2 Campbell Administrative Center | 15 Murrah Hall - Else School of Management | 28 Intramural Field |
| 2a Whitworth Hall - President's Office | 16 Ford Academic Complex | 29 Practice Field |
| 2b Sanders Hall - Admissions and Financial Aid | 16a Recital Hall | 30 Soccer Field |
| 3 Franklin Residence Hall | 16b Lecture Hall (AC 215) | 31 Football Field |
| 4 Bacot Residence Hall | 17 Millsaps-Wilson Library | 32 Baseball Field |
| 5 Sanderson Residence Hall | 18 Sorority Lodges | 33 Softball Field |
| 6 Olin Hall of Science | 19 Christian Center | 34 Tennis Courts |
| 7 Campbell College Center | 19a Auditorium | 35 John Hall |
| 7a Leggett Special Events Center - 2nd Floor | 20 John Stone Hall | 36 Susanna Hall |
| 7b Lindsey Suite - 3rd Floor | 21 Reuben's | 37 Charles Hall |
| 7c Post Office - 1st Floor | 23 New South Residence Hall | |
| 7d Bookstore - 1st Floor | 23a Campus Security | |
| 7e Cafeteria - 2nd Floor | 24 Ezelle Residence Hall | |
| 7f Kava House | 25 Fraternity Houses | |
| 8 Hall Activities Center - Athletic Offices | 26 Goodman Residence Hall | |
| 8a Gymnasium | | |
| 9 James Observatory | | |
| 10 Field House | | |
| 11 Maintenance | | |
| 12 Grounds | | |
| 13 English House | | |

Campus Entrances

- N North Security Gate
- S South Security Gate
- P Park Avenue
- W Whitworth Circle

Directions: From I-55, take Woodrow Wilson Drive, Exit 98A, to second light, turn left on North State Street. Millsaps College is on the right. Entrances are at: North Security Gate at traffic light at Riverside Drive; Whitworth Circle at traffic light at Oakwood Street; Park Avenue; South Security Gate at Webster Street.

For camp, you will want to enter from North State St, turning on Webster St to enter the South Security Gate. Registration will be in the Christian Center (building 19). Follow the flags when you get on campus around the loop (past #24 and #23 on the map). We'll take a tour for group leaders at 5pm on Monday to help you know where everything is.

The majority of housing is very close to where registration will take place (#23, 24, and 26 on the map). Only our larger weeks will use 3, 4, and 5. If you are in any of the buildings that we can't point to from registration, there will be a staffer at the North Security entrance to direct you. Meals will be in building #7, and the auditorium is in the Christian Center, where registration will happen.

DIFFERENT FROM LAST YEAR

Snack shop under the cafeteria will be open and will offer snacks and drinks for kids to buy. It also will be an area for adults to hang out while kids are at tracks, etc.

We will not offer Splish Splash during track times, so that we can have the pool during free time. We are also going to offer night swim so that each group will have a scheduled time to go to the pool during camp.

THINGS WE LOVE ABOUT CAMPUS

The campus is completely gated, with secure entrances. It also has lots of big, mature shade trees, making the Mississippi summer more bearable. There are multiple hospitals literally within walking distance, and there is a Walgreens just a mile or so down the road. Walmart is a little farther, but you could still get there and back quickly.

your

TO DO LIST



REGISTER FOR CAMP!

Chances are, if you are reading this, you've already got this one checked off!



RECRUIT SPONSORS

Bring 1 male sponsor for every 5 male campers and 1 female sponsor for every 5 female campers. You may bring two sponsors to be in the Team Assistant Program (see page 7) for juniors and seniors in high school or college students to count toward your ratio. Their cost is the same for Team Assistants as other participants.

All sponsors must:

- Be 18 years old or older (unless part of the Team Assistant Program)
- Help enforce curfew and clean up of your group's housing
- Monitor dress code of your campers
- Encourage participation and promptness as well as set a great example



FEBRUARY 15: \$50 DEPOSIT DUE

A \$50 deposit for each reservation is required. All deposits are non-refundable and cannot be applied toward the balance due. Many churches collect monthly payments for camp from their parents, do fundraisers to cut costs, and have sponsorships through their church to help aid parents. Fundraising normally begins even before this deposit deadline. Many churches require the \$50 deposit from parents when they sign their children up to go to camp. For fundraising ideas, go to centrikidblog.com and search "fundraising."



EMAIL US SPECIAL NEEDS

Email any needs that we should be aware of prior to camp to centrikid@lifeway.com. Include if it is a mobility, dietary, housing, or emotional/spiritual need. This could be anything that may affect housing or cafeteria needs. Please include the week and location that you will be attending camp.



MAY 1: CANCELLATION DEADLINE

All cancellations after May 1 will incur an additional \$50.00 fee for each person dropped. When this occurs, deposits cannot be applied toward balance. So make any last minute changes before May 1.



MEET WITH PARENTS

- Have them bring insurance cards and the release form to the parent meeting.
- Have a notary at your meeting so release forms can be notarized. Only one form needs to be notarized, but you will want to bring a copy of that form with you (just copy them all after they are notarized). You will turn in the originals to CentriKid during registration and will keep the copy. Even sponsors need one.
- Share your plan for how to get to camp and to return home. Include lunch plans, times to drop off/pick up their camper, etc.
- Share camp address for letters from home.
- Collect photo and DVD orders (\$6/group pic, \$30/End of the Week DVD, including Variety Show)
- Pass out the following pages and go over them with parents.

Make sure you read the parent packet as well. The packet includes lots of information you need to know and it's only found in the packet. It will walk you through your meeting with parents.

GET ALL RELEASE FORMS NOTARIZED

Recruit a notary to come to your parent meeting at notarize forms as parents turn them in to you.

SIGN STATEMENT OF COMPLIANCE

After background checking all of the adult sponsors that you will bring with you, please sign the Statement of Compliance in this packet and bring it with you to registration at camp.

COMPLETE ANY NEEDED SPECIAL ATTN CARDS

We take special attention cards very seriously at camp. Any mobility, dietary, emotional/spiritual, or medical need that camp staff need to know about should be written on these cards and turned in during registration. Also, fill out a card for any camper who will have a birthday while at camp.

PAY BALANCE AT LEAST 2 WEEKS BEFORE CAMP

Final balance must be received 14 days prior to arrival at camp. If it is not, your group will be charged a one-time \$75 late fee. Call us about auto-pay options for LifeWay accounts or to put your balance on a credit card. You can pay your balance anytime online with your LifeWay account or credit card.

Your male/female counts are locked in 2 weeks prior to camp. At this point, we will begin housing assignments and final preparation for your arrival. After this point, you may substitute individual campers, as long as male/female counts remain the same. Please notify us of any last minute changes via our camp email or camp cell phone number.

EMAIL YOUR PARTICIPANT LIST

Email your participant list (found on the web page where you downloaded this group leader info) to your camp email address (page 2). We can't do housing until we receive this. Be sure to include correct male and female numbers (including sponsors).

PREPARE YOUR FORMS

Prepare Release Forms: All adult sponsors and campers need to complete the release form. It must be notarized and will be turned in during registration. You will want to make a photocopy of the form that you will keep with you while at camp. You will find this form toward the end of this document.

PREPARE, PACK, AND MEET US AT CAMP!

We can't wait to see you! Let us know if there are any questions we can answer for you!

your **TO KNOW LIST** **(POLICIES)**

TRAVEL AND COMPLIANCE

Your church group is responsible for checking into the background of adult sponsors and signing the "Statement of Compliance" in this document. Remember to have the church's insurance and needed info for travel. The church is liable on the way to and from camp.

DAMAGES AND KEYS

Your church group is responsible to pay for damages to any facilities or dorm room caused by your group. Normally, church groups are given 2 keys/room. Check out the location specifics on page 4 for how much lost keys cost at your location.

CELL PHONES AT CAMP

Please have campers leave phones at home or have them turn them in so that the group leader can employ a check-out system, either before dinner or during the time between church group time and lights out each night. Cell phones will not be allowed at any other time for campers.

ILLNESSES AT CAMP

Please do not bring campers with a fever or who are sick to camp. CentriKid Camps will work with church group leaders to handle cases of illness at camp on a case-by-case basis. We must ask that campers displaying flu-like symptoms be sent home for the safety of remaining campers.

BRINGING YOUR OWN KIDS TO CAMP

If your kids are too young for CentriKid, they are welcome to join you, the parent, during programming since they are not allowed to participate in team time or tracks. For kids younger than the 3rd grade...if they need bed space and meals, the cost is full price. If they need no bed space or meals, there is no charge.

CAMPERS WITHOUT PERSONAL INSURANCE

If a camper requires medical attention while at camp, the camper is responsible for the cost. If the camper does not have insurance the sponsoring church will be the financially responsible party. If the medical attention is needed because of an accidental injury at camp, LifeWay provides a limited insurance policy that applies to those costs.

TEAM ASSISTANT *program*

WHAT IS IT ANYWAY?

The Team Assistant Program is an option designed to give your most-trusted high school **juniors** or **seniors** or young college students a behind-the-scenes look at being a camp staffer while they act as a sponsor for your church group. Each church can bring 2 sponsors to participate in this program. Remember, only juniors, seniors, and college students are allowed. **Middle school students and high schoolers who are not at least rising juniors may not participate. Each church may bring 2.**

WHAT WILL THEY DO?

- Count toward your 1:5 adult to camper ratio and stay with your group.
- Shadow a Team Leader (camp staffer) during the morning.
- Get a good idea of what serving on camp staff is like and a behind-the-scenes look at camp.
- Help out with tracks in the afternoon.
- Attend staff meetings.

HOW DO I SIGN THEM UP?

Register them just as any other camper or adult sponsor. Remember, they must be at least a rising junior or older. Identify them as "Team Assistant" on the Participant List that you turn in two weeks prior to camp.

SCHEDULE

Day 1 Meet with Rec Leader during Adult Meeting while kids meet with their Team Leaders.

Day 2-4

8:00 am Morning Staff Meeting with CentriKid staff
9:00 am I Can't Wait: Greet kids, sit with church
9:30 am Team Time: with Team Leader
(reset rec, refill coolers)
11:50 am Team Time ends: help break-down rec
12:00 pm Lunch
1:15 pm Track A (with assigned track leader)
2:45 pm Track B (with assigned track leader)
4:00 pm Hang Time (with church/work store once)
5:30 pm Dinner (with church group)
7:00 pm Party (with church group)
Worship (with church group) following party
9:00 pm Church Group Time (with church group)

Day 3 Help fill up water balloons for OMC after church group time.

Day 5 Debrief the week with your Rec Leader during the final adult meeting. We want your feedback!

just an idea

Print this page for each Team Assistant you are bringing (up to two). They can cut this schedule out and put it in their nametags at camp.

SCHEDULE

DAY 1

1:00 - 4:00 pm	Registration
5:30 pm	Dinner
6:30 pm	Opening Celebration
7:30 pm	Team Time / Adult Meeting
8:45 pm	Church Group Time
10:15 pm	In Room
10:30 pm	Lights Out

DAY 2 - 4

7:30 am	Breakfast
8:30 am	Quiet Time with Church Group
9:00 am	I Can't Wait...
9:30 am	Team Time (Rec and Bible Study)
12:00 pm	Lunch
1:15 pm	Track A (The Spot @ 1:05 pm)
2:45 pm	Track B (The Spot @ 2:35 pm)
4:00 pm	Hang Time
5:30 pm	Dinner
7:00 pm	Party
8:00 (approximately)	Worship
9:00 (approximately)	Church Group Time
10:15 pm	In Room
10:30 pm	Lights Out

DAY 5

7:30 am	Breakfast / Quiet Time
8:30 am	Team Time (The Spot @ 8:20 am)
8:45 am	Adult Meeting
9:15 am	Closing Celebration
10:15 am	Churches Depart

* See the next couple of pages for what ever detail of the schedule looks like

GREAT IDEA

Bring a flag, poster, or something crazy that can be held up for your kids to find you. Each day at the Spot after team time and tracks, they'll need a way to locate you and get together as a church group. Examples we have seen in the past: Stuffed animals ducttaped to golf clubs, dowel rods with big letters or numbers glued to the top of them, and bright-colored flags signed by all their kids. It needs to be visible and something you can hold up high.

finish this sentence

We'll bring _____ so
that our kids can find us.

detailed **CAMP SCHEDULE**

DAY 1

1-4 PM: REGISTRATION

- Follow flags on campus to staff -- you'll see them all dressed alike and jumping up and down.
- Camp staff will get all of your campers off the bus. They don't need to take any of their stuff with them.
- A camp staffer will also walk the group leader inside to register their group. The group leader will need all release forms, remaining money due, if it hasn't all been paid, and an exact list of campers and what grade they just completed. Also, you will have the opportunity to order church group photos for \$6 each. They must be ordered on Day 1. Bring the money you collect from kids/parents for these photos to registration.
- While the group leader is inside, campers will choose their top 5 track choices (they'll rank them and get assigned 2 of their top 5), get their camp t-shirt, and get set for a group picture where you'll join them.
- You'll join the group, and we'll take your church group photo. As soon as the picture is taken, your group can go ahead and move into their dorms and get settled.

The likelihood of campers getting their top track choices and what housing you get is not affected by what time you arrive for registration between 1-4pm. We do housing before you arrive and tracks after every church has arrived.

WHAT CAN CAMPERS DO BEFORE DINNER?

Campers will have the opportunity to get unpacked, hang out, play outside, and figure out campus before dinner. The camp store will also be open from 4pm until dinner time. You may want to bring your games and get-to-know-you activities for this time.

*There also will be a tour of campus at 5pm with your camp director for adult leaders only. Multiple adults from a church or just the group leader are welcome to come. Make sure you leave an adult or two to hang out with your kids! (It's not required that you come, but it's available if you've never been on campus before.)

5:30 DINNER

With larger camps, there will be meal rotations for each meal so that lines are shorter. This may make your meal times a little different than scheduled.

6:30 OPENING CELEBRATION

Opening Celebration is a high-energy kick-off of the week for everyone in the auditorium. This summer, Day 1's party will be incorporated into Opening Celebration. We will call out each camper's team name and they will go with the CentriKid staffer, who will be the leader of their team for the rest of the week. Teams are divided by grades.

7:30 TEAM TIME/ADULT MEETING

Campers will dismiss with their team leader (CentriKid staffer) for team time and adults (including Team Assistants) will stay in the auditorium with the camp director for lots of details and to answer any questions that you have.

8:45 CHURCH GROUP TIME

We will dismiss one church at a time and your church group will follow your church group host (CentriKid staffer) to your church group room. This host will be with you all week. This is time to talk about the day and what God is doing in your group. Take the first night to set a goal for the missions offering. Afterwards, campers can hang out with friends and go to the camp store.

10:15 IN ROOM

Campers should be in their rooms, ready for lights out at 10:30.

10:30 LIGHTS OUT

Don't forget to be respectful of other groups around you!

DAY 2-4

7:30 AM BREAKFAST

8:30 QUIET TIME WITH CHURCH GROUP

Use a space outside or you may go to your Church Group room to spend some quiet time with the Lord. Campers will use a devotional guide that is found in their nametags.

9:00 I CAN'T WAIT

Kick-off for the morning with everyone in the auditorium. Campers will dismiss to Team Time from I Can't Wait.

9:30 TEAM TIME (REC & BIBLE STUDY) // ADULT GATHERING

Team Time includes Recreation and Bible study, all led by the camper's CentriKid Team Leader. **Adults will be in the auditorium during this time for Adult Gathering.** Adult Gathering will be different each day and is time for adults to be encouraged and connect with the Lord after some quick announcements.

BIBLE STUDY - GAME ON...LIVING A TRANSFORMED LIFE

This week, we will focus on the book of Daniel, as we learn what it means to really live out our faith.

Our Key Verse: "Therefore, brothers, by the mercies of God, I urge you to present your bodies as a living sacrifice, holy and pleasing to God; this is your spiritual worship. Do not be conformed to this age, but be transformed by the renewing of your mind, so that you may discern what is the good, pleasing, and perfect will of God." -Romans 12:1-2 (HCSB)

This week in Bible study, we'll discover how Daniel lived a transformed life and how we can do that, too. Check out the Parent Packet for a detailed view of what each day of Bible study will look like.

RECREATION

Rec requires closed toe and heel shoes (tennis shoes, not flip flops). Campers will play fun games led by their CentriKid Camps Team Leader that builds teamwork and relates back to what they are learning in Bible study.

OMC

On Day 4 of recreation, all grades will go to Bible study first and OMC at 11 am. OMC stands for Organized Mass Chaos.

Every camper will compete for their color by completing task cards. Every player is trying to complete a different task, but the biggest rule of the game is that you can't say "no," so each time a camper asks another for help, they must stop their task and help.

After a camper completes the task, they drop it into their team's colored bucket and get another task card from the numbered flag indicated on their completed card. The team with the most task cards in their bucket wins! While adults don't complete cards, they still help kids with tasks, take pictures, help in the No Fly Zone, and get very messy. Team colors are outlined in the Parent Packet.



1:05 MEET AT THE SPOT FOR TRACK A

The Spot is the meeting place on campus and will be set up with lots of purple flags and is where kids will go to find their track time leader. They will locate the purple flag that has the name of the track they are participating in on it.

2:35 BACK AT THE SPOT FOR TRACK B

Campers will walk back to the Spot with their track time leader and find their next track. Track B starts at 2:45pm.

4 PM HANG TIME

Time for staff and adults to hang out with campers as they go to the store, swim in the pool, play Frisbee, etc. There will be options for each day set up for kids put together by the staff that will be announced at camp.

5:30 DINNER

There will be meal rotations assigned for each group. You may not eat right at 5:30, but will have a specific time when your group will be in the cafeteria.

7 PM PARTY

All of camp is back in the auditorium to kick off the evening with fun games and lots of energy.

DIRECTLY FOLLOWING THE PARTY: WORSHIP

The entire camp is in the auditorium together. Bring your Bibles.

9PM: CHURCH GROUP TIME

Time in your church group room to debrief the day and go deeper as a group. The church group devotion guide is on the web page where you downloaded this info...

10:15 PM IN ROOM

The CentriKid store will close at 10pm each night.

10:30 PM LIGHTS OUT

Help us get kids in bed on time so that they will be rested and ready for another day of camp!

track times

- archery
- art studio
- babysitting 101
- baseball
- basketball
- cheernastics
- drama
- flag football
- foot praise
- kitchen chaos
- no boys allowed
- outdoor games
- sign language
- soccer
- splish splash
- tell the world
- tennis
- volleyball
- weird science
- wet & wild
- worship band

These will be explained during registration as campers select their tracks. **They will select their top 5 and be placed in 2 of those for the week.** Tracks are subject to availability.

→ DAY 5

7 AM BREAKFAST/QUIET TIME GROUP LEADERS CHECK OUT

Exact checkout plans will be announced prior to Day 5.

8:30 TEAM TIME FOR CAMPERS

Campers will meet their CentriKid team leader at the Spot to go to their last day of Bible study.

8:45 ADULT GATHERING

Adults meet in the auditorium for the last time together during camp. You will get your group photos and dvds at this meeting, as well as your take-home camper devo books, so make sure you are present, even if other adult sponsors are still loading the bus.

9:15 CLOSING CELEBRATION

Camp-wide, high-energy send off for campers.

10:15 CHURCHES DEPART

PARENT MEETING *help*

WHEN SHOULD YOU HAVE A MEETING?

There is not an answer to this question that fits every group. You will probably want to have one around sign up time to promote and answer any questions that parents may have. You will definitely want to have one about two weeks before camp, covering the parent packet and details and getting forms turned in and notarized. You may feel the need to meet with parents somewhere in between those once or even a few times.

SUBJECTS YOU WILL WANT TO TALK ABOUT

LOGISTICS:

What time to be at the church to leave and what time you'll be back. Are you stopping for any meals on the way or the way back? (You may want to take up money from parents for this meal. Each child can have an envelope for their meals so that they don't have to make sure to save enough money for the meal on the ride home).

PARENT PACKET:

Walk through the parent packet with parents. Tell them about the camp schedule and what color team their camper will be on (bring a shirt that color for OMC or you can purchase one in the store at camp). Tell them about the packing list and make sure to include what type of bedding they need to bring and tell them to bring towels. **Also, remind them to write their child's name on everything!** Talk them through how they can begin to pray for and with their kids who are attending camp and how they can read Daniel with their kids to get ready for camp (the parent packet prints well in black and white or color).

Print out the Word document that you can fill in to give out to your parents during the parent meeting. It is found on the webpage where you downloaded this document. It is a template so you can include information for your parents that is specific to your group (like extra things to bring if you have plans to do something special during church group time, what time you are leaving and will be back, etc).

CONTACT AT CAMP:

Give them your cell phone number, and also let them know your policy on cell phones and when they could call. There's time in the schedule after programming is over for the day (after 9ish), as well as between 4 and 5:30pm that could be used to call. Encourage them not to make their kids homesick when they call. Give parents the address at camp. All mail needs to be sent by Day 2 to arrive at camp before campers leave. You can type this onto the Word document that is found on the webpage where you downloaded this document.



TAKE UP MONEY AND NOTES:

Take up money for any group pictures, DVDs, or camper care packages. Group pictures are \$6 each, and can either be serious or funny. DVDs are \$30 each, and include all the media that campers will see on the screen, including the theme series videos. It also includes the Variety Show that campers who are in performance tracks (foot praise, drama, sign language, cheernastics) will perform in on Day 4 of camp. Camper care packages are \$30 each, and include a CentriKid backpack filled with an OMC t-shirt in your child's OMC team color, a pair of sunglasses, a watch with the CentriKid logo, a fan, a glow-in-the-dark missions reminder to pray bracelet, a carabiner to keep up with keys and more, and a CentriKid staff poster for them to get signed at the end of the week. Parents can send a note with you to camp and you can drop it into their package before giving it to them!



PAPERWORK:

Have a notary attend your meeting. Have parents fill out the release form and have the notary notarize these forms during the meeting. Make a copy of each form before coming to camp. You'll turn in the original and keep the copy.

PARENT PACKET

Thank you so much for allowing us the opportunity to get to know and pour into your camper! We are excited to see them at camp.

We take your child's safety very seriously at camp, and are focused on providing a consistent, safe, and kid-friendly environment throughout camp. Campers will be learning about living a transformed life through Bible study, recreation, track times that they will select, and all other programming elements. We can't wait to see what God is going to do!

Please use these next few pages to connect with your child when he returns home from camp! There are questions to dive into with him that will help him continue to process what he learned at camp and even a schedule so you will know how to pray specifically for what he is doing at the moment.

If you have any major concerns before, during, or after camp, feel free to call me at 615.277.8447 or email me at jeremy.echols@lifeway.com.

Thanks again!
Jeremy Echols
CentriKid Camps Coordinator



camp schedule

Day 1

1:00 - 4:00 PM	Registration
5:30 PM	Dinner
6:30 PM	Opening Celebration
7:15 PM	Team Time / Adult Meeting
8:15 PM	Party
10:15 PM	In Room
10:30 PM	Lights Out

Day 2 - Day 4

7:30 AM	Breakfast
8:30 AM	Quiet Time w/ Church Group
9:00 AM	I Can't Wait...
9:30 AM	Team Time (Rec & Bible Study)
12:00 PM	Lunch
1:15 PM	Track A (The Spot @ 1:05)
2:45 PM	Track B (The Spot @ 2:35)
4:00 PM	Hang Time
5:30 PM	Dinner
7:00 PM	Party
8:00ish	Worship
9:00ish	Church Group Time
10:15 PM	In Room
10:30 PM	Lights Out

Day 5

7:30 AM	Breakfast / Quiet Time
8:30 AM	Adults Load Buses
8:30 AM	Team Time (The Spot @ 8:20)
8:45 AM	Adult Meeting
9:15 AM	Closing Celebration

FAQ

WHAT IS OMC?

OMC is our final day of recreation at camp, and it is the biggest, craziest day! OMC stands for Organized Mass Chaos.

Every camper will compete for their color by completing task cards. Every player is trying to complete a different task, but the biggest rule of the game is that you can't say "no," so everytime a camper asks another for help, they must stop their task and help.

After a camper completes the task, they drop it into their team's colored bucket and get another task card from the numbered flag indicated on their completed card. The team with the most task cards in their bucket wins! While adults don't complete cards, they still help kids with tasks, take pictures, help in the No Fly Zone, and get very messy.

wear your colors

Encourage your campers to wear their color to OMC. their grade is the one they just completed.

3RD = YELLOW

4TH = GREEN

5TH = BLUE

6TH = RED

ADULTS = ORANGE

WHAT WILL HOUSING BE LIKE?

Housing is different at every location, but most are dorms with bath on the hall. Your group leader can tell you more about housing.

HOW DOES MY KID GET TO BIBLE STUDY AND TRACKS?

We take safety very seriously. Your kids will dismiss from the auditorium for Team Time (Bible study and Rec). They will meet at the Spot (look for lots of purple flags and staffers) for tracks.

HOW MUCH FREE TIME WILL MY CAMPERS HAVE?

At CentriKid, almost every moment is scheduled. A camper have a few extra minutes around meals and about an hour at the end of the night. Also, in the afternoon from 4pm to dinner we have "hang time," which is time for leaders and the staff to hang out with your kids. There will be lots of hang time options that campers can choose to take part in.

WHAT TRACK TIMES CAN MY CHILD PARTICIPATE IN?

Campers choose their top 5 choices from this list, after a staffer explains exactly what they'll be doing in the track. They will get 2 of the 5 that they select, and will attend each of those 2 tracks each full day of camp.

WHAT IS THE MISSIONS FOCUS THIS YEAR?

This summer, we are continuing to focus on efforts in Canada, as well as in Sub-Saharan Africa. In Canada, the money given for the missions offering will go to provide opportunities for students to serve in Canada by helping to plant new churches and create ministries for youth and college students. In Sub-Saharan Africa, the funds will go to help provide treatment and prevention of malaria, meet needs of orphans, and even provide clean water for communities who would have to trek miles to get water before the help from the missions offering.

WHAT WILL THE CAMP T-SHIRT LOOK LIKE?

Every participant at camp will get a lime t-shirt during registration on Monday to remember camp by! It's always good to know they'll have an extra shirt at camp just in case they need it! Watch www.centrikidblog.com to see what the shirt will look like! We'll post it on our blog as soon as we get it printed!

track times

- archery
- art studio
- babysitting 101
- baseball
- basketball
- cheernastics
- drama
- flag football
- foot praise
- kitchen chaos
- no boys allowed
- outdoor games
- sign language
- soccer
- splish splash
- tell the world
- tennis
- volleyball
- weird science
- wet & wild
- worship band

**Tracks are subject to availability.*

PACKING LIST

BRING TO CAMP

Ask your group leader about sheet size (a sleeping bag is always a good choice!)

- Shampoo, toothpaste, toothbrush, deodorant, etc
- Clothes that can be worn to recreation and tracks (tshirts/shorts for each day)
- Clothes that can get messy (for OMC)
- Closed toe, closed heel shoes for rec/outdoor tracks
- Bible, notepad, pen, and backpack to carry things
- Water bottle
- Sunscreen
- An alarm clock
- Modest one-piece bathing suit or two-piece with dark shirt to wear over it
- A watch
- Don't forget to label everything!
- Spending money for snacks, the CentriKid store, and the missions offering (all optional, of course)
- Towels - for the pool and for showers.

DON'T BRING

- Anything that advertises alcohol, tobacco, illegal drugs
- Anything that promotes racism, sexism, or hatred of any group or person
- Anything that promotes sexual actions or situations
- Anything that is not neat, clean, and modest.
- Alcohol, tobacco, illegal drugs, fireworks, or any kind of weapon
- iPods, CD players, rollerblades, skateboards, or water guns

our

FOCUS THIS WEEK

GAME ON...LIVING A TRANSFORMED LIFE

We will focus on the book of Daniel, as we learn what it means to really live out our faith.

Key Verse: "Therefore, brothers, by the mercies of God, I urge you to present your bodies as a living sacrifice, holy and pleasing to God; this is your spiritual worship. Do not be conformed to this age, but be transformed by the renewing of your mind, so that you may discern what is the good, pleasing, and perfect will of God." -Romans 12:1-2

Day 1: Game On: All week, we will study the life of Daniel, a guy who recognized that "game on" meant living for God in everything he did. Likewise, Paul urges us to live a life pleasing to God. We'll begin to define and understand words like holy, pleasing, and worship... and learn what they mean for us.

Day 2: Make the Wise Choice: Daniel has a choice... he can eat the king's choice food, or he can ask to be fed only vegetables. We'll study the choice Daniel made and his faith in making the wise choice. We'll connect this back to choices we have every day in our own lives. Campers will also see the importance of faith in beginning a relationship with God!

Day 3: Take A Stand: Daniel's friends (who ate vegetables with him) take a very public stand as they refuse to bow to the king's gold statue. These men of faith stood in anticipation of certain death, and teach us to worship with our lives even when it costs everything. We will learn how Holy Spirit gives us courage to stand – in a group and when we are alone. Following Christ is the most important stand we can take!

Day 4: All Eyes on Me: Most of us know the story of Daniel in the Lion's Den, but today in Bible study we look at the life of one who served the Lord in public, and when he thought no one was watching. God calls us to do the same – to give our every day lives as an offering to Him. When people look at us, do they see Jesus first and foremost?

Day 5: Game On... NOW!: Kids will be encouraged in their walk, as they head home from camp. They will also be presented the Gospel one last time before they leave.

QUESTIONS TO ASK YOUR CHILD *after camp*

- What was your favorite part of camp?
- Tell me about your team leader.
- What was your OMC cheer? Did your team get a lot of points?
- What was your favorite part of worship?
- Tell me about church group time.
- What were your favorite parts of track times? What did you learn?

GROW, GROW, GROW... REVISIT THESE ?S OFTEN.

- Did you make a decision at camp to do anything differently when you got home, or to live or act differently?
- Do you have the book you got on the last day, with your daily quiet times in it? (Encourage kids to use this book for the next four weeks.)
- How can I pray for you this week?

DIG DEEPER

- Who did you learn about in Bible Study this week?
(Daniel and his friends)
- Tell me some things that happened to Daniel or to his friends.
- What made Daniel different? What can we learn from his life?
(He knew God, God was always at work in his life, Daniel trusted God no matter what, Daniel depended not on his own strength but on God's power to help him through difficult circumstances?)
- What were some of the things the camp pastor talked about?
- Do you remember any of the kids you saw on video during worship? Did they make you think about how you can have make an impact for God's Kingdom?
- Did camp change you at all? If so, how?
- What does it mean to be transformed?
- What are you going to miss most about camp?

camper

CARE PACKAGES

SEND YOUR CAMPER A PACKAGE OF CAMP GEAR!

If you would like us to deliver a CentriKid backpack full of camp gear to your child at camp, just let your group leader know to order one for your child during registration on Day 1 of camp. These care packages include an orange CentriKid backpack, an OMC shirt in their OMC team's color, a CentriKid watch, a pair of sunglasses, a fan to keep them cool, a carabiner to keep up with all their stuff and their keys at camp, a staff poster to get the staff to sign on the last day so that they can remember the people who led them at camp (not pictured), and a glow-in-the-dark bracelet to remind them to pray for Canada and Africa (not pictured). You can also give a note to your group leader to drop in the bag before it is delivered! It's like mail without paying for postage!

\$35 value

\$30
only



GROUP PHOTOS & DVDS

WANT TO GET A GROUP PICTURE OR A CAMP DVD?

On Day 1 during registration, each group will take a group picture in their camp t-shirts. These cost \$6 each for an 8X10 photo. Make sure you tell your group leader if you want a smiley group photo (serious) or a silly one.

Camp DVDs (\$30) are also available and include all the videos seen during programming at camp, as well as the Variety Show. If your camper is participating in a performance track throughout the week, their performance will be captured on this DVD.

YOUR GROUP LEADER WILL COLLECT ORDERS DURING YOUR PRE-CAMP MEETING FOR EACH OF THESE.

2012 CAMP STORE



Other Camp Store Items not pictured:

- Buff (in all 5 colors!) \$3
- Staff Poster \$2
- Worship Music CD \$7
- New Gray CentriKid TShirt \$10
- Glow in the dark missions bracelet \$2
- Glowsticks \$1 and glow rings \$.50

Watch centrikidblog.com for pictures of these items when they are available!

FOLLOW-UP AFTER CAMP

You've just rolled the church van into the parking lot after a week of fun and ministry at CentriKid. Now what? Everyone knows that follow-up is important and someone should connect with kids after camp. However, often after the luggage is unpacked, the intentionality of camp tends to fade into the background. How do you get the folks who have poured their heart and soul, time and resources, and all the energy they had into making camp the greatest week ever to grasp the reality of what they lose by simply marking something as "done" on the calendar? Just one more hour could make a difference for your church and for the Kingdom!

Follow-up after camp is something we've learned that churches sometimes overlook, so we put together some practical tips to get you started. We generally see 3 levels of follow-up and some specific actions that are important in each level:

LEVEL ONE: NEW DECISIONS

Any camper who made a decision to follow Jesus or started asking questions about their faith needs follow-up. Even kids who have a supportive Christian family can struggle with what to do next. **It's important to follow up with them in person and as soon as possible.** This is a very pivotal time in their life.

- Meet with their family and take a copy of the "Parent Packet" with you and let them know their child came home with a CentriKid Devotional book that includes 4 weeks of devotions that we hope will encourage the camper to grow in their faith and really learn what it means to have a quiet time. Use the questions from camp in the Parent Packet, put them on the refrigerator, and talk about them often.
- Write a hand-written note to the camper encouraging their decision or questions.
- Connect that kid to a teacher or small group leader for their age group at church.
- Plug them into any other discipleship opportunities.
- If possible, talk 1-on-1 with the kid every few weeks to encourage their decision and help disciple them in their faith.



LEVEL TWO: GUESTS AND FRIENDS

You may have brought kids who are visitors to your church and haven't really gotten plugged into the children's ministry. You also may have brought friends of kids in your ministry who attend a different church or maybe don't regularly attend any church. You can be the person to make them feel welcome and included and make sure the things they learned at camp don't fall through the cracks when they get home.

- Write a hand-written note to the camper to say thanks for coming and to encourage them to live a transformed life, just like Daniel did, outside of camp.
- Write a hand-written note to the parent. Include the "Parent Packet" and let them know their child came home with a CentriKid Devotional book. Offer to visit or call to connect with them.
- Revisit your list of campers in 2 months...follow up with a note or phone call to those who have stopped coming.

LEVEL THREE: REGULAR ATTENDERS

Kids who are regular attenders at your church are also in need of follow-up. Even if they are already following Christ, they need someone to come alongside them and teach them what it means to live their lives for Christ. Discipleship is such a huge part of their journey with the Lord and can be overlooked when all of the focus is on new attenders.

-  Write a hand-written note to the camper to say thanks for coming and reinforce something from the week.
-  Write a hand-written note to the parent. Include the “Parent Packet”, let them know their child came home with a CentriKid Devotional book, and to thank them for their support.

SOME TIPS ON FOLLOW-UP

Some churches will assign a group of campers to each Adult Sponsor. It works well with our 1 to 5 camper/adult ratio requirement. Using this model, one adult is responsible for following up with each of their specific 5 kids, regardless of the level. You may also want to divide up your group and have a certain adult who does all of the Level 1 follow-up, another who does all of Level 2, etc. Use the model that works best for your group.

These Follow-Up ideas for CentriKid Camps are adapted from the “Just One Hour” portion of LifeWay’s VBS LEADER GUIDE.

INDEX *and* GLOSSARY

Adult Gathering: A daily meeting for adults to receive information about that camp and to participate in an adult-appropriate worship time. 9, 12, 15.

Camp store: 22, 23

Camp nurse: Most camps will have a camp nurse to handle any medical issues that may arise. 3.

Camper care packages: Parents have the opportunity of purchasing a care package for their child. The package will be given to the child during their week of camp. The cost is \$30 per care package. 1, 16, 22.

Church Group Time: A time for each church group to gather together to discuss worship, logistics, and announcements. 9, 10, 12, 14.

Daily schedule: 10-15.

Damages/keys: 4.

Deadlines: 6-7.

DVDs/Photo orders: 11, 16, 22.

Follow up: 1, 18.

Hang time: Time for staff and adults to hang out with campers as they shop at the camp store, play water games, etc. 9, 10, 14.

Housing: 4, 19.

Insurance: 8.

Missions focus: We are continuing to focus on efforts in Canada and Sub-Saharan Africa. Missions offering will be taken up during the final night of worship. 19.

OMC: Organized Mass Chaos. All campers take part in OMC on Day 4 of camp during team time. Campers compete in their color teams to complete different tasks cards. 3, 13, 18, 20.

Packing list: 20.

Party: A high-energy programming element where campers gather in the auditorium for game driven excitement. 9, 10, 14

Parent Meetings: To have before camp. 6, 7, 16, 17.

Parent Packet: A packet we have put together to help inform parents of different camp details. 18, 19, 20, 21, 22, 23.

Policies: 4.

Questions to ask kids after camp: 21.

Quiet Time: A time each day to spend in relationship with the Lord in prayer and devotion. Campers will be given a guide to help facilitate this. 9, 10, 12.

Recreation: Teams come together either before or after Bible study to play games that point back to Christ and the Bible study. 9, 10, 12, 13, 18, 19.

Registration: 11.

Special needs: Emotional, spiritual, physical needs we need to be aware of. Make sure to fill out the card for us. 6.

Spiritual content: 13, 20, 21.

Sponsors: Adults that come with a church group. 6.

The Spot: A meeting point at camp where campers meet periodically throughout the day. The camp director will explain where this will be. 10, 14, 18, 19.

Team assistants: Option designed to give your most-trusted high school juniors or seniors or young college students behind-the-scenes look at being a camp staffer while they act as a sponsor for your church group. 6, 9.

Team time: Age-appropriate group children will be placed into. They will participate in Bible Study, Rec, and OMC with their particular team. 10, 12, 20.

Track times: Each camper chooses 5 tracks they are interested in. They will be given 2 of their top 5 choices to participate in at camp. Tracks vary from sports, like basketball or soccer, to more creative activities, like art studio or sign language. 10, 11, 14, 18, 19.



Participant Release Form

Group Leaders: Bring ONE notarized copy of this document to registration and keep a photocopy for yourself to have with you in case of emergency at camp. Attach a photocopy of insurance card.

Church Information:

CentriKid Venue: _____ Name of Church: _____
Group Leader: _____ Group Leader's cell # at camp: (____) _____
Church Address: _____ City: _____ ST: _____ ZIP: _____

Camper's Info:

Participant Name _____ Age _____
Date of Birth: ___/___/___ Grade Completed (campers only): _____
Address: _____ City: _____ ST _____ ZIP _____
In case of an emergency notify: _____
Relationship to participant: _____
Phone Numbers - Home: (____) _____ Work: (____) _____
Mobile: (____) _____ Other: (____) _____

Medical Profile

Generally, the participant's Health is: (Check One) Excellent Good Fair Poor
If Fair or Poor, please explain the condition: _____

List any medical difficulties which are currently being treated: _____

Check any of the following that cause you problems & explain:

- Asthma Sinusitis Bronchitis
- Kidney Trouble Heart Trouble Diabetes
- Dizziness Stomach Upset Hay Fever

List any medicines or substances to which you are allergic: _____

List any previous operations or serious illnesses _____

List any medications you are currently taking: _____

List any special diet or special needs: _____

Childhood Diseases: Chickenpox Measles Mumps Whooping Cough Other: _____

Date of Tetanus Immunization: ___/___/___

Attach a photocopy of insurance card (front & back) or complete insurance company info below:

Family Physician _____ Phone: (____) _____
Insurance Co. _____ Policy #: _____
Subscriber Name: _____ Subscriber Number: _____ Employment: _____
Subscriber Occupation: _____ Work Phone: (____) _____

Permission For Medical Treatment, Photograph/Video Notice, and Release and Indemnity

My permission is granted for the camp or event director, church official, any camp or event staffer, or adult present or in charge of first aid, to obtain necessary medical attention in case of sickness or injury to me or my child. Also, I understand that as a Participant, I or my child may be photographed or videotaped during normal camp or event activities, and these photos/videos may be used for promotional purposes. I, the undersigned, do hereby verify that the above information is correct, and I do hereby release and forever discharge LifeWay Christian Resources of the

Southern Baptist Convention, the CentriKid Camp Venue, the Church, camp or event sponsors and state conventions and their employees ("Released Parties") from any and all claims, costs, demands, actions or causes of action, past, present or future arising out of any damage or injury in connection with my or my child's employment by or participation in this camp or event. I agree to indemnify the Released Parties for any and all claims, demands, damages, injuries, costs, suits or causes of action, past, present, or future, arising out of or caused by myself or by my child while participating in this camp or event or while on property leased or owned by any of the Released Parties.

Assumption of Risk. I am aware of the risks associated with participation in the above event and do hereby voluntarily assume full responsibility for any risk of loss, property damage or personal injury, including death, that may result from participation in event activities.

Recreation. The recreation programs at summer event venues strive to offer fun, safe, and challenging activities that engage the whole person—body, mind and soul. Program staff are trained and as a team committed to your rewarding experience with safety as their highest priority. They have done everything possible to mitigate any risks involved in their recreation programs. However there are inherent risks to participation in recreation activities, including but not limited to, initiative games, high and low challenge course, outdoor education, paintball and aquatics (not available at every CentriKid venue). You could experience any of the following – elevated heart and respiratory rates, uncomfortable group dynamics, climbing or descending unpredictable and possibly slick or uneven terrain, crossing narrow wires and logs, jumping, running, climbing/descending steep rock faces, traveling long distances in remote settings, carrying weight on your backs and shoulders, unforeseen forces of nature or weather, any of which could result in injury/illness that could result in loss of life, limb, and/or property. For more detailed information about the recreation programs offered at CentriKid Camp Venues, go to www.lifeway.com/centrikid and follow the specific link to the camp venue's Group Leader Information.

Understanding. I represent and acknowledge that I have completely read and understand this document and all its terms and all matters referred to herein, and I signed voluntarily as my free act and deed, that I have had an ample opportunity to obtain the advice of counsel and that, by signing this document, I understand that I am relinquishing legal rights and remedies that may have otherwise been available to me. I understand that this Waiver and Release shall be construed as broadly and inclusively as is permitted by applicable law and agree that if any portion of this document is held invalid, the remaining shall continue in full force and effect. To the extent the restriction on filing lawsuits is deemed unlawful, I agree to submit any Claims to a Christian conciliation/mediation organization for binding resolution.

Affirmation. Participant affirms that he/she has not been convicted of nor received a deferred adjudication for: a misdemeanor or felony under any state or federal statute regarding crimes against persons, sexual offenses, or violent offenses under the "Participant Name" submitted on this document or any other name or alias.

Copy to Camp Venue. It is understood and agreed that a copy of this form shall be treated as authentic and binding as the original and that a copy of same shall be provided to camp venue.

Complete and sign below (participants who are minors per your state statute require Parent/Legal Guardian signature).
Participant's Signature (only if 19yrs of age or older): _____ Date: ___/___/___

Parent/ Guardian Signature: _____ Phone: () _____ Date: ___/___/___

Notary Acknowledgement:

State of _____ County of _____ On _____ before me,

_____, Notary Public, personally appeared

_____ who proved to me on the basis of satisfactory evidence to be the person(s) whose name(s) is/are subscribed to the within instrument and acknowledged to me that he/she/they executed the same in his/her/their signature(s) on the instrument the person(s), or the entity upon behalf of which the person(s) acted, executed the instrument.

I certify under PENALTY OF PERJURY under the laws of the state that the foregoing paragraph is true and correct.

WITNESS my hand and official seal.

Notary signature: _____

My commission expires: _____



Statement of Compliance:

This form is turned in upon arrival at camp.

The volunteering Adult Sponsors named below are known to the staff or recognized leadership of the participating church and the church knows of no reason why any should not serve as a sponsor for children and youth under the age of eighteen (18). The church confirms that it has taken reasonable steps to confirm that the individuals are not registered sex offenders by making inquiries to law enforcement officials or by checking www.nsopr.gov (the National Sex Offender Public Website). Participating church warrants it has brought no Adult Sponsor not listed on this form.

Name of all Adult Sponsors:

- | | |
|-----------|-----------|
| 1. _____ | 11. _____ |
| 2. _____ | 12. _____ |
| 3. _____ | 13. _____ |
| 4. _____ | 14. _____ |
| 5. _____ | 15. _____ |
| 6. _____ | 16. _____ |
| 7. _____ | 17. _____ |
| 8. _____ | 18. _____ |
| 9. _____ | 19. _____ |
| 10. _____ | 20. _____ |

Church Name: _____ Phone #: _____

Address: _____ City: _____ ST _____ ZIP _____

Authorized Representative Signature

Name Printed

Date

SPECIAL ATTENTION CARD

Camper Name _____ Grade _____
Church _____
Camp Dates _____
This card completed by _____

This camper has a need that CentriKid should be aware of:
dietary medical mobility
emotional/spiritual birthday

Concerns: _____

Turn completed cards in to the camp director or assistant director.



SPECIAL ATTENTION CARD

Camper Name _____ Grade _____
Church _____
Camp Dates _____
This card completed by _____

This camper has a need that CentriKid should be aware of:
dietary medical mobility
emotional/spiritual birthday

Concerns: _____

Turn completed cards in to the camp director or assistant director.



SPECIAL ATTENTION CARD

Camper Name _____ Grade _____
Church _____
Camp Dates _____
This card completed by _____

This camper has a need that CentriKid should be aware of:
dietary medical mobility
emotional/spiritual birthday

Concerns: _____

Turn completed cards in to the camp director or assistant director.



SPECIAL ATTENTION CARD

Camper Name _____ Grade _____
Church _____
Camp Dates _____
This card completed by _____

This camper has a need that CentriKid should be aware of:
dietary medical mobility
emotional/spiritual birthday

Concerns: _____

Turn completed cards in to the camp director or assistant director.

